




Octopod Patio Door Lock



5002 1 9

- Ideal for Sliding Patio Doors, Sliding Windows, Swinging Doors, Double Doors, French Doors, & other applications.
- Can be used on narrow stile doors and frames with a width of only 1-5/8".
- Lock housing accepts standard 1-1/8" mortise cylinder (not included) allowing it to be keyed to other locks in a system.
- Mounts at top or bottom of door
- Equipped with a 3/8" diameter x 9" long locking bolt with a 2-3/8" throw standard.
- Other models available by special order for Assa & Medeco cylinders and other finishes than the standard aluminum finish..

Mfg #	EZ #
5002 1 9 ALUM	035138

Kee Blok Lockout Shroud




A100

- Blocks all existing keys to knob locks or padlocks in seconds.
- Fits 90% of knob locks as well as many popular models of padlocks.
- Compact unit is constructed of high strength aluminum alloy.
- A model is also made for lever handles and is available by special order.

Mfg #	Keying	EZ #
A100KA MMC2	KA MMC2	101116
A100KD	KD	011136


Cross Bore Relocation Drill Guide

- Easy way to correct a mis-drilled cross bore or to relocate a backset from 2-3/8" to 2-3/4" or visa versa.
- Remove existing lock and install the HIT-23 in the existing latch hole. Re-drill using a hole saw with the drill blank installed.
- For both 1" and 1-1/8" face plates with a 1" diameter latch hole.
- Solid steel construction.



Mfg #	EZ #
HIT 23	090069

Jamb Jacket



JJE

JL

- Door Jamb Reinforcer Repairs and covers damaged and split out door jambs damaged by a break-in without the expense of replacing the whole jamb.
- Manufactured from sheet metal approximately 1/16" thick for 1-3/4" doors. 1-3/8" available by special order.
- Adds reinforcement to undamaged jambs for additional security.
- Designed to cover standard 1/2" rabbeted jamb.
- Finished in beige powdercoat finish for durability, may be repainted to match existing colour scheme.
- Recessed to accommodate T-strike except JJE model.

Mfg #	Length	EZ #
JJE 134 16	16"	060526
JL 134 24	24"	060525
JL 134 36	36"	088727

Hollow Metal Door Brackets

LMB01



LMB02



LMB03



LMB01

- For installing cylindrical knob locks or dead-bolts on hollow metal doors.
- Made of 12 gauge cold rolled steel.
- Supplied with adhesive template and pop rivets for convenience & accuracy.
- Center cut-out for seamed doors.

LMB02

- As above for mortise locksets.

LMB03

- For hollow metal or aluminum door & frames. Set of 2.

Mfg #	Application	EZ #
LMB01	Cylindrical Knob & Deadbolt	065840
LMB02	Standard Mortise Locks	068322
LMB03	Metal & Aluminum Door & Frames	070479

"Pit Bull" Latch Emboss Tool



- For latch installations on 18 & 20 gauge hollow metal steel doors, this tool creates a rectangular formed pocket at the edge of the door.
- A few turns with a wrench will squeeze an indentation that will accept both 1" and 1-1/8" wide by 2-1/4" high latches.
- Not for seam doors.

Mfg #	EZ #
MDLT1	100095