

Where Trust is Built -

DETEX
Life Safety, Security and Security Assurance

EAX500 Stand Alone Exit Alarm

- Self-contained door alarm with 100 dB piezo horn that sounds to warn unauthorized use of a door or gate.
- Secure, tamper resistant housing
- Patented plastic template allows for foolproof alignment of internal magnetic door contact and accurate installation of unit.
- Tapered cover allows for installation on narrow stile doors that are 2" minimum width.
- Intelligent circuit senses the external magnet location automatically and sets the correct door handing.
- Size: 7.7"H x 2.1"W x 2.375"D
- Patented cam assembly automatically adjusts for different sizes of cylinders without use of spacers.
- Extended bypass allows alarm to remain bypassed when door is open and automatically rearm upon door closing
- 9VDC battery operated with Low Battery Alert
- Has LED visual and audible arming indicators,
- Field selectable 2-minute auto rearm, if desired
- Field selectable status indicators if desired
- Stocked in gray



Mfg #	EZ #
EAX500	086334

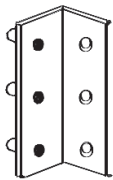
Detex

Exit Control Lock & Accessories



- Attack resistant design withstands over 2200 lbs. of outside pull force.
- Reduces internal and customer theft.
- Single point 1" throw saw resistant dead bolt
- 100 decibel alarm, powered by 9-volt battery (included)
- Accepts 5-pin through 7-pin standard and interchangeable core rim cylinders
- Durable steel plate with photo luminescent sign absorbs light to "glow in the dark" when lights are dimmed
- Non-handed
- Locking and unlocking the dead bolt always arms and disarms the alarm
- Resetting the alarm can only be accomplished with a control key

Mfg #	Language	EZ #
ECL230D	English	003270
ECL230D FRENCH CDN	French	075089



ECL435K

- Adjustable surface keeper bracket for some double door applications. where one door is held closed with surface or flush bolts.



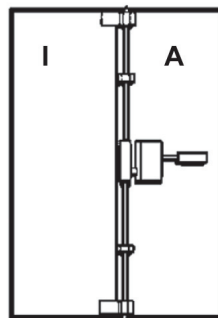
ECL437K

- Adjustable surface strike for use with out-swinging doors



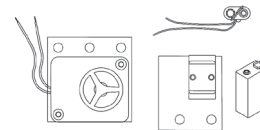
VRA143B 84

- Used with ECL-230D to provide exit control security on an out-swinging double door 84" high.
- In addition it may be used on a single door installation to provide top and bottom latching instead of single point latching.



"B"

Active leaf opens both sides. Overlap plates placed on non vertical rod door.



ECL2111K

- Converts older version ECL230 units with a lantern battery to 9 volt battery and siren.

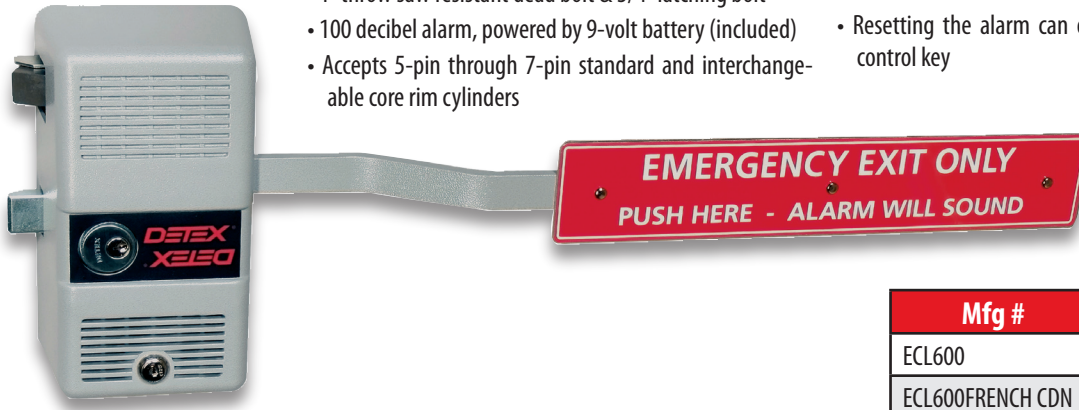
Mfg #	Description	EZ #
ECL2111K	9 Volt Conversion Kit	065219
ECL435K	Adjustable Surface Strike	003273
ECL437K	Standard Strike	026229
PP5572	Cover Cam Lock for ECL230 & EAX500	003268
VRA143B 84	Vertical Rod Assembly Kit	062703

Detex Fire Rated , Alarmed, & Delayed Egress Devices



ECL600 Fire Rated Exit Control Lock

- Fire rated and code-compliant relatching exit device.
- Attack resistant design withstands over 2200 lbs. of outside pull force.
- Reduces internal and customer theft.
- 1" throw saw resistant dead bolt & 3/4" latching bolt
- 100 decibel alarm, powered by 9-volt battery (included)
- Accepts 5-pin through 7-pin standard and interchangeable core rim cylinders
- Durable steel plate with photo luminescent sign absorbs light to "glow in the dark" when lights are dimmed
- Non-handed
- Locking and unlocking the dead bolt always arms and disarms the alarm
- Resetting the alarm can only be accomplished with a control key



Mfg #	Language	EZ #
ECL600	English	065944
ECL600FRENCH CDN	French	075868

V40 Alarmed & Delayed Egress Exit Devices

V40EB Alarmed Exit Device

- Reduces internal and customer theft while meeting building code requirements
- Alarmed 100 decibel Exit Device powered by standard 9-volt battery
- Stainless steel, 3/4" deadlocking Pullman-type latch bolt
- Heavy-duty ribbed aluminum rail extrusion
- Fits 36" doors, (can be cut down in the field) 1-3/4" to 2-1/4" thick with minimum 2-1/2" stiles.
- 1/8 Turn of mortise cylinder provides dogging of the devices.
- Controls foot traffic, deters unauthorized exits, and prevents loss.

- Heavy-duty angled end cap
- Accommodates all sizes of mortise cylinders with a standard Yale cam; collar is required for 7-pin IC cylinders.
- Patented back plate and plastic strike locator provide paperless template for perfect alignment of unit on door and frame.
- Use of mortise cylinder provides arming and dogging
- Field selectable key rearm or 2 minute auto rearm
- Visual and audible arming indicators status are field selectable
- Delayed arming allows arming after door closes

V40EE Delayed Egress Bar

- All the features of the V40EE and meets NFPA 80 & 101 for Life Safety.
- Powered by regulated power supply that delivers a constant 24VDC of filtered and regulated voltage at a rated load of 1A
- Fire alarm input can be connected at power supply
- Remote signal output and remote bypass input standard
- Includes door sign that says "PUSH UNTIL ALARMS SOUNDS, DOOR CAN BE OPENED IN 15 SECONDS"
- 9V battery provides alarm function only in case of power failure



Mfg #	Function	Language	EZ #
V40EB RWE	Standard	English	075079
V40EB RWF	Standard	French	075803
V40EE	Delayed Egress	English	088434